

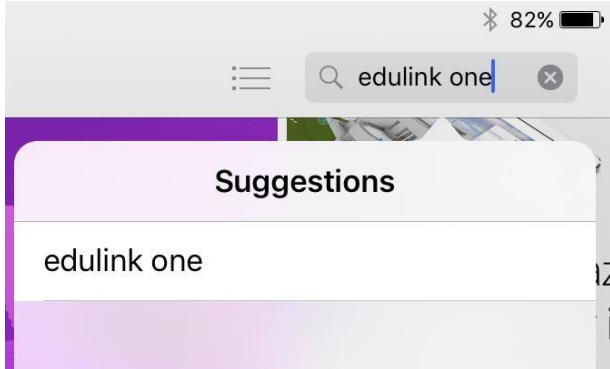
EduLink One App for Parents

Downloading the App

1) Go to the App Store (Apple) or Play Store (Android) and download the EduLink One app.



2) Search for the App



3) Download and install the App as you would normally install Apps on your device e.g. as for Apple device below




EduLink
One
Overnet...

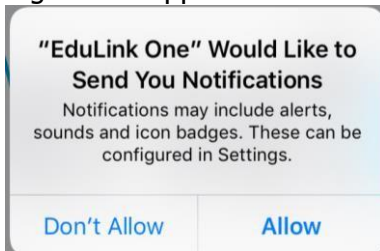


Logging into the App

1) Launch the App



- 2) You will be prompted to allow notifications. Please accept and allow notifications from the App e.g. as for Apple device below

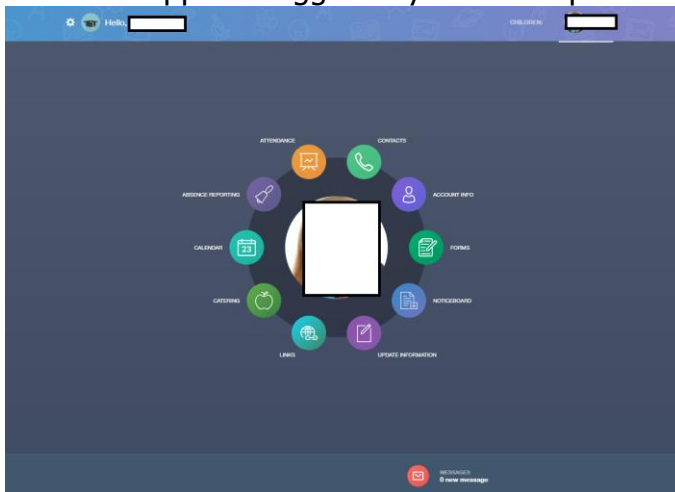


- 3) Enter the School ID 'tremains' and your Username/Password as provided via email.

A login screen with a dark blue background. It has three input fields: "SCHOOL ID", "USERNAME", and "PASSWORD". Below the "PASSWORD" field is a checkbox labeled "REMEMBER ME?". At the bottom, there is a large orange button labeled "LOG IN".

Using the App

- 1) Once the App has logged in you will be presented with the following screen



- 2) Clicking on any of the roundels will bring up that particular section of the App
- Attendance** – Will show Statutory Attendance and per lesson attendance
 - Absence Reporting** – Will allow you to submit a reason for absences
 - Update Information** – Will allow you to update yours and your children(s) details
 - Catering** – Will allow you to view your balances
 - Messages** – Will allow you to read your messages from the school

For any issues concerning accessing data via the App please send an email to simon@tremainsprimary.org.uk